Transfer or duplication of this doucument as well as the utilisation or communication of its content are not permitted unless express consen is granted. Violations give rise to claims for damages. All rights reserved in case of patent, utility model or design patent registrations.

3P/5P/7P... used for 3p cover

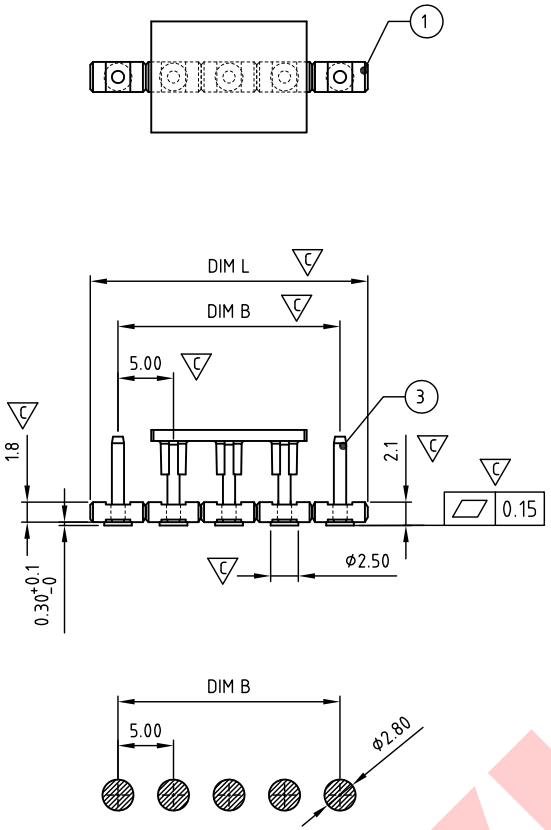

P.C.B. LAYOUT

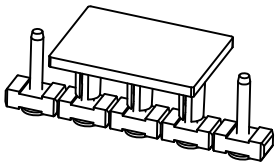

2P/4P/6P... used for 2p cover

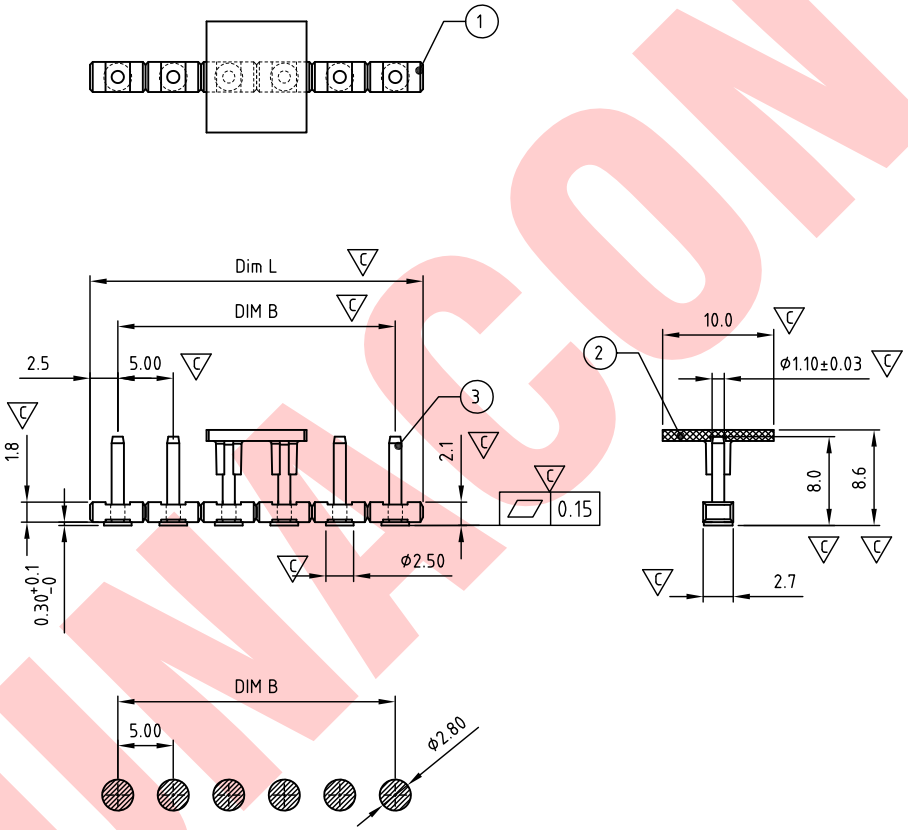

P.C.B. LAYOUT

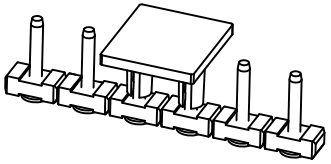

Technical data

1.Nominal voltage: 300V/7A
PITCH:5.0mm

2.Insulation Withstanding Voltage:
AC 1600V/MIN

3.Insulation Resistance:
1000MΩor more at DC500V

4.Using temperature range:-40C°~130C°
Soldering temperature:270±5C°/10s

5.Undimen sioned Tolerances:

Dim.L=Px5.0
Dim.B=(P-1)x5.0
P= number of poles (2-12P)

	Dim B	Dim L
0-30mm	±0.15	±0.20
over 30mm-60mm	±0.20	±0.25
over 60mm-90mm	±0.25	±0.30
over 90mm	±0.30	±0.40

6.RoHS Compliance

7.Critical dimension: C

WA03500 xx 0 0RK △1
①

①Poles 02-24

ITEM	NAME OF PART	MATERIAL	NOTES	Q"TY
3	Solder PIN	BRASS H62	TIN, PLATED	P
2	T&R COVER	LCP UL94V-0 △2	ALL COLOR	1
1	BODY	LCP UL94V-0 △2	BLACK	1

REV	SIGN	DESCRIPTION	CHK.	DATE
C	△2	Materials is changed from PA6T to LCP	WF.Z	8/17'20
B	△1	Part No. is changed.	WF.Z	4/20'20

DWG.	WF. Zhang	DATE	2019.10.12	UNITS:	MM	SHEET:	1 OF 1
CHK.	WF. Zhang	DATE	2020.08.17	SCALE:	NONE 2:1 (:)	REV.: C	
APP.		DATE		TITLE:	WA-03500 Series SMT type Pin L=8.0mm T&R Packing		
				PART NO.	WA03500xx00RK		
				DWG NO.	WA-03500-B401		

Tolerance

X.	±0.50
X.X	±0.30
X.XX	±0.10
X°	±1°

KUNA Contact Technology Co, Ltd
http://www.kunacon.com

KUNACON